

A New, Patented
Bunion Treatment



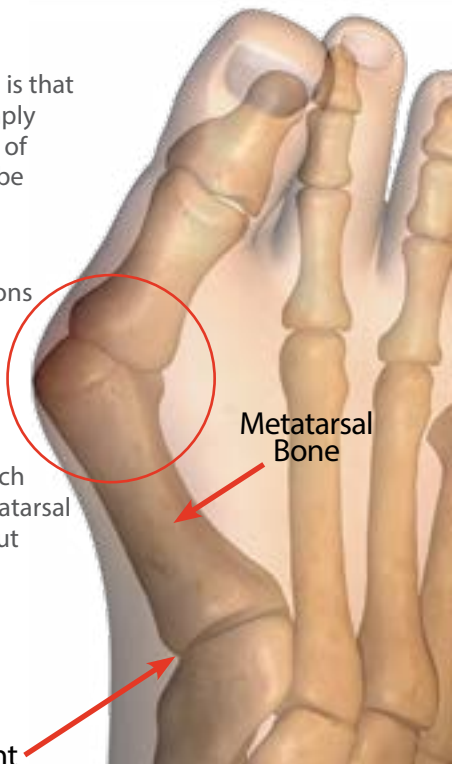
Fix the Root of the Problem and
Walk within Days of Surgery¹ with

Lapiplasty[®]
3D Bunion Correction[™]

Bunions: More than a Bump

A common misconception is that a bunion is simply an overgrowth of bone that can be "shaved off"...

In reality, bunions are complex deformities caused by an unstable joint in the middle of the foot which allows the metatarsal bone to drift out of alignment.



Unstable Joint

Metatarsal
Bone

Normal Foot



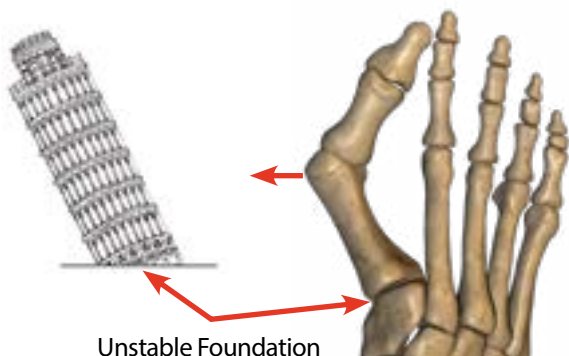
Did You Know?

87%

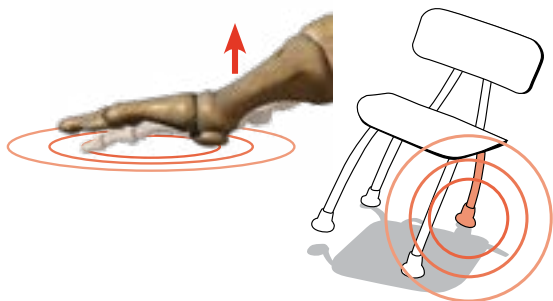
of bunions are misaligned in THREE dimensions (i.e. 3D deformity)²

Bunions are a 3D Problem

- 1 First, like the Leaning Tower of Pisa, with its unstable foundation, the metatarsal bone starts to lean sideways.



- 2 Second, the metatarsal bone often elevates up off the ground, like a stool with a short leg. This transfers excessive load to the other toes.



- 3 Third, the metatarsal bone can rotate, causing abnormal wear and tear like a car tire out of alignment.

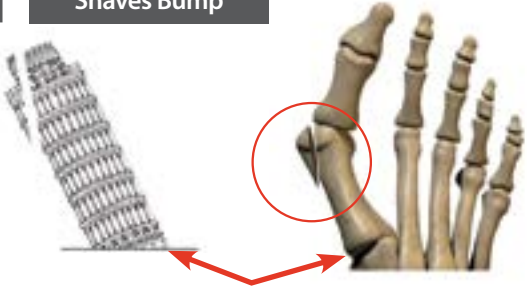


Traditional Surgery: 2D solution for 3D problem

In a 2D osteotomy, the metatarsal bone is cut in half and pushed over. This addresses the cosmetic bump, but not the root cause. **It's like putting a band aid on the problem.**

1

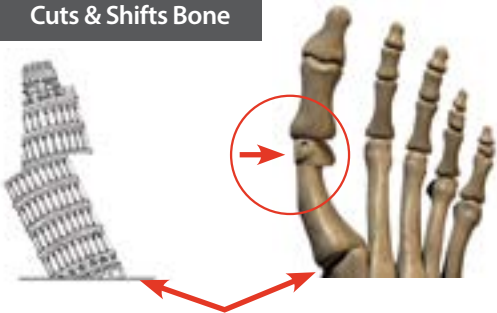
Shaves Bump



Unstable Foundation
(Root of problem is not corrected)

2

Cuts & Shifts Bone



Unstable Foundation
(Root of problem is not corrected)

1 in 3

Did You Know?

Patients are **dissatisfied** (aesthetics, pain, & function) after traditional 2D bunion surgery.³

Fix it Right the First Time™

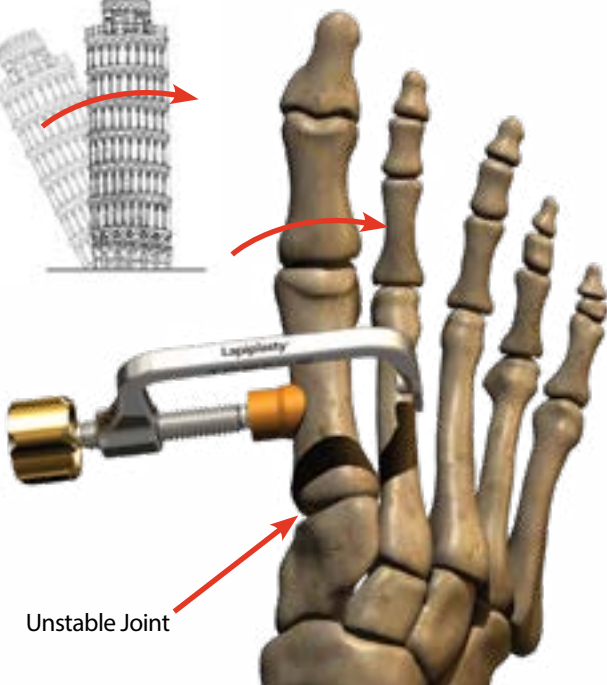

Lapiplasty®

3D Bunion Correction™

1

Entire bone returned to normal 3D alignment

Advanced instrumentation corrects the entire metatarsal bone in 3-dimensions, naturally removing the bump and straightening your toe.




Unstable Joint

- ✓ Fix the root cause of the bunion
- ✓ Address all 3 dimensions
- ✓ Walk within days of surgery
– no casts!*

2

Joint stabilized to secure 3D correction

Patented innovative titanium plate technology is applied to permanently secure the foundation and allow rapid weight-bearing.



Joint Permanently Secured

*See FAQ's.

Patient Experiences

"I can't wait to also get my left foot done - my right is so much better. My sister had bunion surgery at the same time as me in Denver and she can't get back in dress shoes and may need a revision surgery. My sister can't understand why I can wear all my heels with no problem and how I got better so fast. My sister still has a big bump and calluses that are painful."

Amanda from Illinois

"I have had two bunion surgeries. This time was so much easier than the first time. I had very little pain, and I could walk almost right away!"

Tiffany from West Virginia

"Four weeks in on my right foot and my doctor says the X-rays show the fusion site is completely healed! My big toe has lost practically no mobility, so I don't need any physical therapy. I've scheduled the surgery for my left foot for two months from now. Hooray for Lapiplasty!"

Emily from Pennsylvania

"My husband and I felt my foot looked so much better after my Lapiplasty bunion surgery. Much better than expected."

Carrie from Colorado

Visit [FixMyToe.com](https://www.fixmytoe.com) to find a trained surgeon near you.

Only a surgeon can tell if the Lapiplasty® Procedure is right for you. As with any medical treatment, individual results may vary. There are potential risks and recovery takes time. Potential risks include but are not limited to infection, discomfort from the presence of the implant, loosening of the implant, and loss of correction with nonunion or malunion.

Frequently Asked Questions

How long will I be off my feet after surgery?

The Lapiplasty® Procedure utilizes advanced fixation technology, published in the Journal of Foot & Ankle Surgery, that allows many patients to put weight on their foot within days after surgery. Actual time to weight bearing will vary, but typically ranges from immediately after surgery to 2-3 weeks.¹

Will I have to wear a cast after the surgery?

No, most patients will have their foot wrapped in bandages for a few days and then use a surgical boot to walk during recovery.

Can I return to fashionable shoes?

The Lapiplasty® Procedure allows most patients to return to their desired shoes without any limitations. Of course some fashionable shoes can be painful (even with a normal foot), so results can vary from person to person and shoe to shoe.

Can I play sports after the Lapiplasty® Procedure?

Yes, there are no permanent activity limitations after the Lapiplasty® Procedure. Most patients are able to return to sports after the bones have completely healed at approximately 4 months.

Learn More at FixMyToe.com

Your Lapiplasty® Specialist:

References

1. Smith B, et al. 2017 AOFAS Annual Meeting, Seattle, WA.
2. Kim Y, et al. Foot Ankle Int. 2015; 36:944-52.
3. Jeuken RM, et al. Foot Ankle Int. 2016; 37:687-95.



Lapiplasty® is a registered mark of Treace Medical Concepts, Inc. Fix it Right the First Time™ and 3D Bunion Correction™ are trademarks of Treace Medical Concepts, Inc. Copyright 2018 Treace Medical Concepts, Inc. All rights reserved. M018 Rev.C